



Pig Trailer Inspection Sheet

Transport Operations (Road Use Management) Act 1995 or the Heavy Vehicle National Law Act 2012 (HVNL)

- This inspection must be carried out only by a Department of Transport and Main Roads (TMR) officer, a Queensland Police Service Officer or HVRAS Authorised Person.
- This inspection sheet must be used in conjunction with the **Vehicle Details Inspection Sheet** (form F3529).

1. Trailer details

VIN/Chassis

--	--	--	--	--	--	--	--	--	--	--	--	--	--	--	--	--

Body type

Make/Model

2. Is the trailer imported?

Yes No **Go to Question 3**

Was the trailer previously registered in Australia?

Yes Previous plate number

State or territory

Go to Question 3

No Trailer must be presented at a TMR customer service centre for inspection and a copy of the import approval for the trailer provided.

3. Requirements of a caravan/camper trailer

Is the vehicle a caravan/camper trailer? Yes No **go to Question 4**

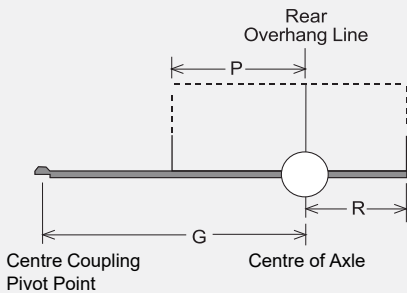
- Does the trailer have a fire extinguisher? Yes No
- Does the caravan have an outward facing or sliding door on the left-hand side or rear of the trailer? Yes No

If the answer is No to any of these questions, this trailer does not comply with requirements. For more information on **trailers over 4.5 tonne**, contact the National Heavy Vehicle Regulator (NHVR) Vehicle Standards Team on 1300 696 487 or email vehiclestandards@nhvr.gov.au prior to attending a TMR customer service centre to register the trailer. For more information on **trailers up to 4.5 tonne**, contact the TMR Vehicle Standards Team at vehiclestandards@tmr.qld.gov.au or 13 23 80.

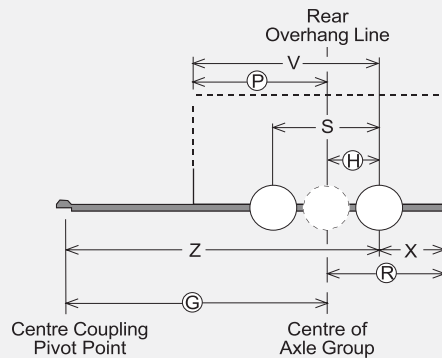
4. Measurements

- using the diagram as a guide, provide the following dimensions in metres correct to two decimal places (e.g. 12.54, 2.42)
- write the number of tyres per axle in the wheel spaces
- letters in circles, for example, (R), indicate distances that are to be calculated using formulas provided
- if the trailer is fitted with a retractable axle, all measurements are to be taken with the retractable axle, in contact with the ground and in the lifted position. Use a separate inspection sheet for each configuration.

Trailer with single axle



Trailer with an axle group



Width		.		
Height		.		

For trailers with a single axle

G		.		
P		.		
R		.		

For trailers with an axle group, (R), (P) and (G) measurements must be calculated.

Z		.		
V		.		
S		.		
X		.		
(R)=(X+(H))=		.		
(P)=(V-(H))=		.		
(G)=(Z-(H))=		.		

5. Rear Overhang Line (for trailers with axle groups)

Tick (✓) the relevant axle group, then calculate for (H) using the formula given.

Rear Axle Group	Axle groups with the same number of tyres per axle <input type="checkbox"/>	F ② ④ R <input type="checkbox"/>	F ④ ② R <input type="checkbox"/>
Calculation of '(H)'	$(H) = \frac{S}{2} =$	$(H) = \frac{S}{3} =$	$(H) = \frac{S \times 2}{3} =$

6. Regulation limits

- 1. Is the width of the trailer 2.50 metres or less? Yes No
- 2. Is the height of the trailer 4.30 metres or less? Yes No
- 3. Is 'R' 3.70 metres or less? Yes No
- 4. Is 'R' equal to or less than 'P'? Yes No
- 5. Is 'G' 8.50 metres or less? Yes No

If the answer is No to any of these questions, the trailer does not comply with regulation limit requirements unless the vehicle is exempt under an Identification Plate Approval (compliance plate) or NHVR Vehicle Standards permit or notice.
 For more information on **trailers over 4.5 tonne**, contact the NHVR Vehicle Standards Team on 1300 696 487 or email vehiclestandards@nhvr.gov.au prior to attending a TMR customer service centre to register the trailer. For more information on **trailers up to 4.5 tonne**, contact the TMR Vehicle Standards Team at vehiclestandards@tmr.qld.gov.au or 13 23 80.

7. Axle group

- 1. If the trailer has a Tandem Axle Group, is 'S' between 1.00 metre and 2.00 metres? Yes No
- 2. If the trailer has a Tri Axle Group, is 'S' between 2.00 metres and 3.20 metres? Yes No
- 3. Is the axle group fitted with load sharing suspension? Yes No

If the answer is No to any of these questions, the trailer does not comply with axle group requirements. If the vehicle is over 4.5 tonne, contact the NHVR Vehicle Standards Team on 1300 696 487 or email vehiclestandards@nhvr.gov.au prior to attending a TMR customer service centre to register the trailer. **If the trailer is up to 4.5 tonne, refer below.**

Additional information (trailers 4.5 tonne ATM or less)

Tandem axle group	If 'S' is less than 1 metre, and the axle group does not have load-sharing suspension, each axle in the group must be capable of supporting 120% of the load distributed on each axle (i.e. $GTM/2 \times 120\%$) *. Tyres on each axle must be sufficiently rated to carry the calculated distributed load (i.e. $(GTM/2 \times 120\%)$ divided by the number of tyres on the axle) *
Tri-axle group	If 'S' is less than 2 metres, and the axle group does not have load-sharing suspension, each axle in the group must be capable of supporting 120% of the load distributed on each axle (i.e. $GTM/3 \times 120\%$) *. Tyres on each axle must be sufficiently rated to carry the calculated distributed load (i.e. $(GTM/3 \times 120\%)$ divided by the number of tyres on the axle) * * If GTM not specified use ATM.

8. GTM and ATM details Note: If the GTM and ATM are recorded on the trailer identification plate, both must be recorded.

Tyre type
 Conventional Radial Size Ply rating Load rating GTM kg

ATM from: (tick one box)
 ATM kg

- 1. Register of Approved Vehicles
- 2. Vehicle/Manufacturer's Plate
- 3. Modification Plate
- 4. Assessed by owner
- 5. Regulation axle limit, tyre size, braking system

Note: 4 and 5 can only be assessed on trailers up to 4.5 tonne.

Does the trailer exceed mass limits? No Yes Trailer does not comply to mass limits and can not be registered.

9. Declaration

Inspection was carried out by (tick one box) (Please affix Office/Business stamp)

TMR officer Queensland Police Service Officer HVRAS Authorised Person

I have inspected the vehicle indicated on this form and certify the information contained in this form is complete, true and correct and has been taken from the vehicle itself.

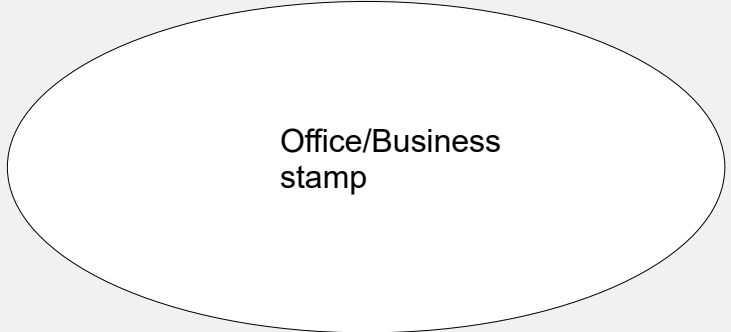
Full name (please print)

Customer Reference Number

--	--	--	--	--	--	--	--	--	--	--	--	--	--	--	--	--	--	--	--

Signature

Date



Privacy statement: TMR collects the personal information in the above declaration to support that the inspection has been carried out on the said vehicle. This information may be released by TMR or its agents/contractors to parties such as NHVR, vehicle insurers, statutory/insolvency entities, lawyers, persons involved in vehicle accidents/incidents and to or through interstate registering authorities. This information will be held by TMR and your personal information will not be disclosed to a third party without your consent, unless authorised or required to do so by law.